

±80,000 SF for Sublease

Flexible Lease Terms

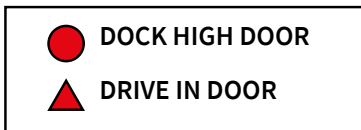
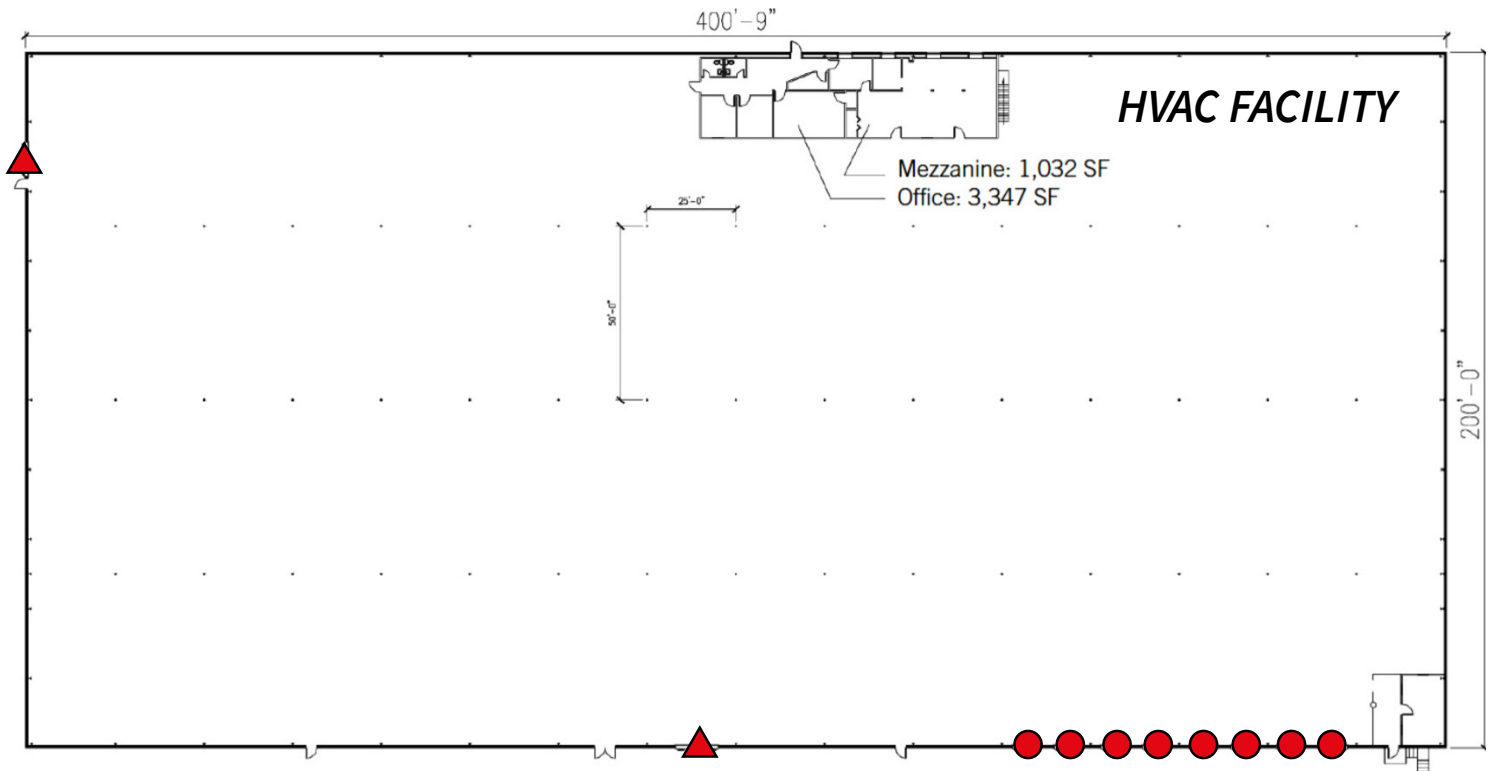


**1627 S Highway 14
Greer, SC**

Perry Major, SIOR
+ 1 864 567 7739
perry.major@jll.com

Chad Stepp
+ 1 864 641 8536
chad.major@jll.com

Property Specifications

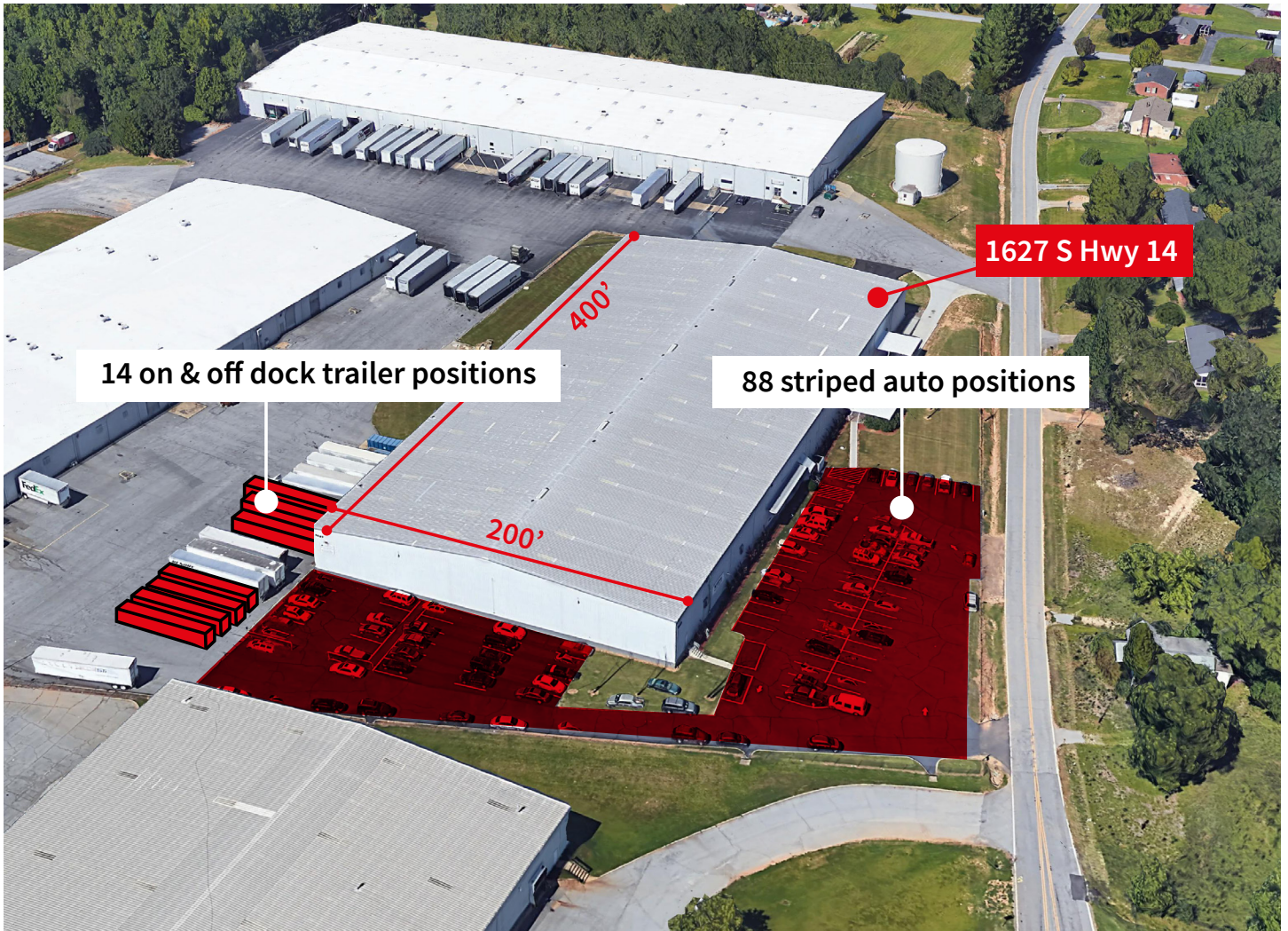


1627 S HIGHWAY 14

Total SF / Available SF	±80,000 SF
Office SF	±3,347 SF ±1,032 SF Mezzanine
Clear Height	24' - 29'
Sprinkler System	Wet
Loading	8 Dock High Doors 2 Drive in Doors
Building Dimensions	400' X 200'
Power	(2) 600 amps, 277/480V, 3 phase
Acreage	5.2 AC
Zoning	I-1
Construction	Metal walls & Roof
Column Spacing	25' X 50'
Auto Parking	88 striped auto positions
Sublease Rate	\$6.25/SF NNN



Property Images



Location Highlights

INTERSTATE 85	±2 MILES
GSP AIRPORT	±2 MILES
SC INLAND PORT	±6 MILES
INTERSTATE 385	±8 MILES
INTERSTATE 26	±13 MILES
CHARLOTTE AIRPORT	±80 MILES
CHARLOTTE CBD	±90 MILES
ATLANTA CBD	±170 MILES
ATLANTA AIRPORT	±180 MILES
CHARLESTON SEAPORT	±205 MILES

Nearby Tenants

